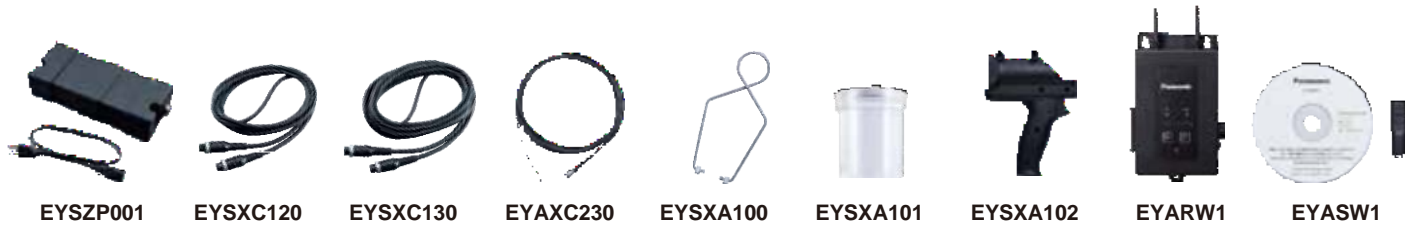


Accessory Chart

Included with main unit: ● sold separately: ○ Not Available: ×

		Type A		Type B		Type C		Type D	
Power Adapter	EYSZP001	○		○		○		○	
2m Screwdriver Cord	EYSXC120	●		●		●		●	
3m Screwdriver Cord	EYSXC130	○		○		○		○	
Communication cable <small>*Only for XC type</small>	EYAXC230	×		×		○		×	
Screwdriver Hanger	EYSXA100	●		●		●		●	
Clutch Cover	EYSXA101	●		●		●		●	
Grip Attachment <small>(Included with High torque model only)</small>	EYSXA102	○ EYADA212WA EYADA218WA	● EYADA407WA	○ EYADA212WB EYADA218WB	● EYADA407WB	○ EYADA212XC EYADA218XC	● EYADA407XC	○ EYSDA212XD EYSDA218XD	● EYSDA407XD
Controller	EYARW1	○		○		×		×	
Controller Management Software <small>*Only for wireless capable models</small>	EYASW1	○		○		×		×	



Panasonic

Panasonic Corporation
1006, Kadoma, Osaka 571-8501, Japan

Due to ongoing product development specifications are subject to change without notice
Product colors may vary slightly from those pictured in catalog

Panasonic

Factory Use

Electric Screwdriver Catalog
2023

Electric Screwdriver System

Taking on-site
assembly work
to the next level

4 types
12
models



Electric Screwdriver System

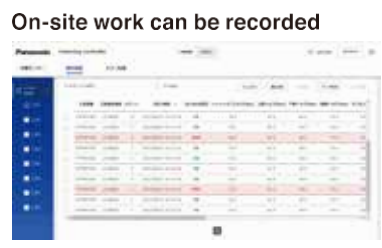
Each equipped with a brushless motor with various functions to cater to different operational needs



Traceability

- Collect work data for further productivity improvement
- Keep work data for traceability (Wireless)

On-site work data can be recorded and analyzed.



It is possible to leave the torque conversion value of the fastened screw

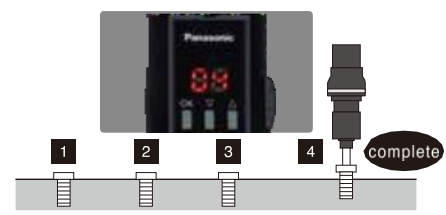
- 1.20Nm
- 1.18Nm
- 1.22Nm
- ...



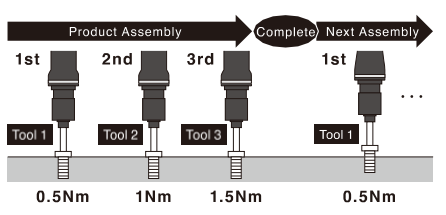
Pokayoke

- Reduce the risk of errors in your work (Fastening errors, Improve fastening quality, etc.)

Equipped with count function to prevent forgotten fasten screws.



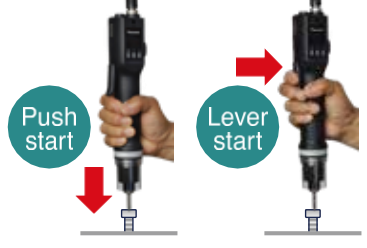
Sequence control when using multiple tools. Function is set by controller



User-Friendly

- Ergonomic design
- Push and Lever start selection

Each Tool gives you the option between Push or Lever start method



Verification Lamp



Lights up green when the work is completed by the operated clutch.

Lights up in red when the work is completed with the clutch inactive.

Actual size

Product Lineup *A wide range of products to solve your on-site problems*

Electric Screwdriver Category	Traceability						Pokayoke			User-Friendly		
	<ul style="list-style-type: none"> Collect work data for further productivity improvement Keep work data for traceability (Wireless) 						<ul style="list-style-type: none"> Reduce the risk of errors in your work (Fastening errors, Improve fastening quality, etc.) 			<ul style="list-style-type: none"> Ergonomic design Push and Lever start selection 		
4 different types	Type A			Type B			Type C			Type D		
Model number	EYADA212WA	EYADA218WA	EYADA407WA	EYADA212WB	EYADA218WB	EYADA407WB	EYADA212XC	EYADA218XC	EYADA407XC	EYSDA212XD	EYSDA218XD	EYSDA407XD
Rotation speed	1,200rpm	1,800rpm	650rpm	1,200rpm	1,800rpm	650rpm	1,200rpm	1,800rpm	650rpm	1,200rpm	1,800rpm	650rpm
Torque setting range	0.3~2.5Nm	0.3~2.0Nm	1.5~4.4Nm	0.3~2.5Nm	0.3~2.0Nm	1.5~4.4Nm	0.3~2.5Nm	0.3~2.0Nm	1.5~4.4Nm	0.3~2.5Nm	0.3~2.0Nm	1.5~4.4Nm
(Converted) Torque value output												
Data output method	Wireless (WLAN)			Wireless (WLAN)			Communication cable to PLC required					
Sequence function	Compatible with Controller			Compatible with Controller			Communication cable to PLC required					
Count function												
Soft start/Soft Snug function												
LED Verification lamp												
Push/Lever start choice												



Various Support Features *Improving work production and quality by assisting operators with our tools*



Traceability

Type A

Recording the "converted" torque value of each fastened screw is possible

The motor current can be converted to torque value and recorded, for quality check or base data of process improvement.

1.20Nm
1.18Nm
1.22Nm
...

(*Type A)

* Torque converted value is an estimated value. Use only for reference for tendency control etc. Not recommended for strict quality data.



On-site work data can be recorded wirelessly with WLAN

Type A B

Production site operation can be recorded

Data such as fastened count, fastened quality, torque converted value* can be recorded, for quality check or daily report purposes.



*torque converted value is Type A only

Traceability

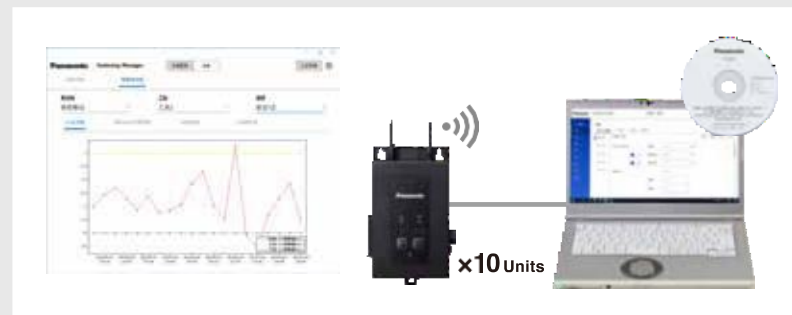
Type A B

Productivity can be improved by operation analysis

Work data such as work time, OK/NOK result and reverse rotation history from rework can be collected and used for work analysis and/or as productivity index. The optional Controller management software can collectively analyze work data from up to 10 controllers. In addition, work data can be output in CSV format for more detailed analysis.

(Controller Management Software) collects and analyzes data up to 80 units (Max)

*By wired LAN



Pokayoke

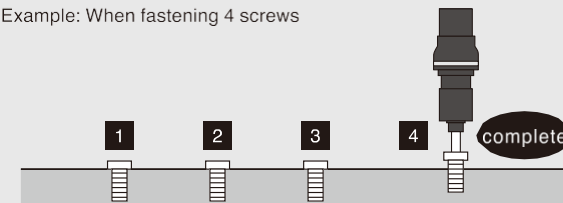
Type A B C

Reducing work mistakes with the assistance of tool features (Screw count errors, manufacturing errors, etc)

Equipped with count function to prevent forgotten fastened screws.

The number of fastens is managed by the counter. You can check if the specified number of screws were fastened, preventing workers from forgetting to fasten screws.

Example: When fastening 4 screws



The number of screws can be managed by setting the count from the separate controller.

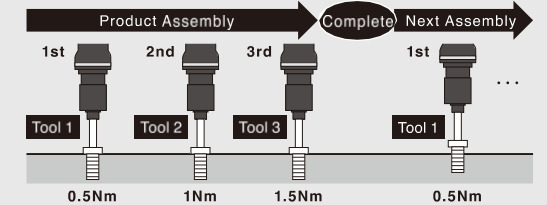
*Separate counter is not required



Sequence function for using multiple tools in specific orders. Function is set by controller.

Use according to the fastening order when tightening screws with different torque values. Programmed so that only the tool that is required is powered on.

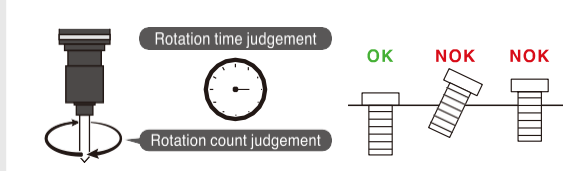
Ex.: When using 3 tools



Operational tool is indicated in green. When the wrong tool is operated, it will display red and will not be powered on.

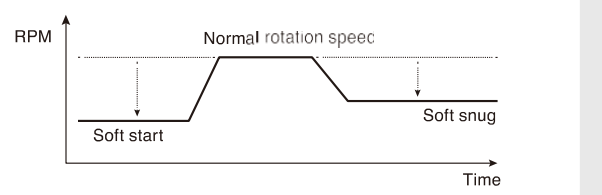
Advanced fastening judgement

Improve work quality by having control of the tool's rotation time and the threshold for the number of rotations when fastening screws. Work OK/NOK is displayed with LED colored lamps



Suitable for delicate screw fastening

- Soft start/soft snug function reduces cross thread errors
- Reduces risk of damaging delicate material with soft snug



User-Friendly

Type A B C D

Create efficient and stress-free work


Start Method

Each Tool gives you the option between Push or lever start method



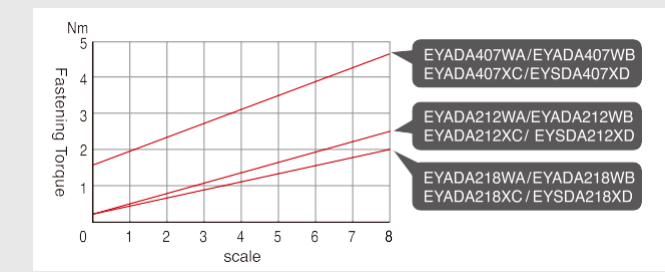
Verification Lamp

Screw fastening results can be checked visually by different colors indicated by the LED lamp.



Clutch scale and clutch torque

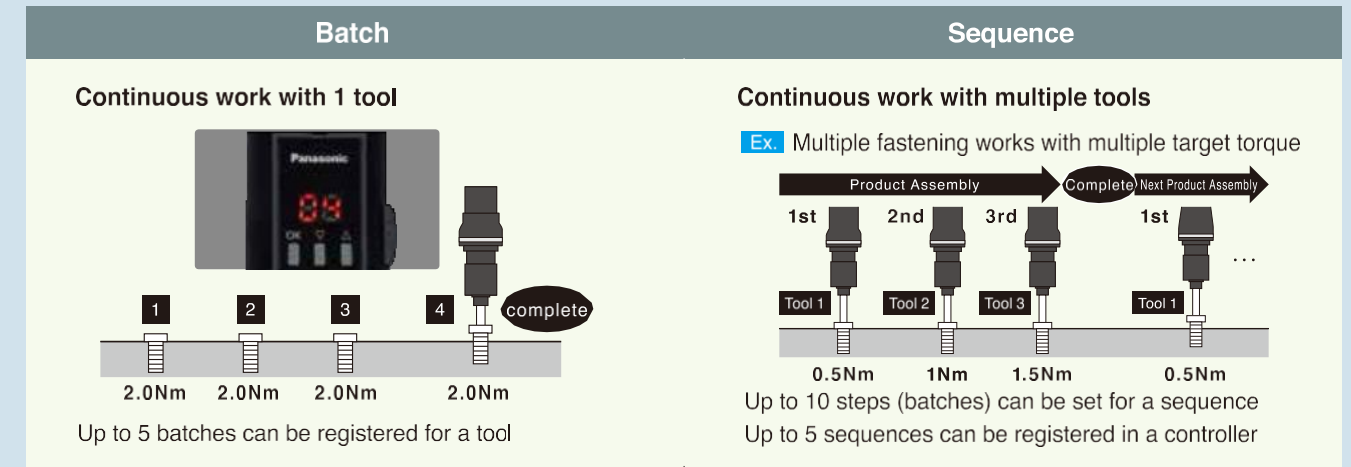
Manually rotate the clutch dial to the desired torque value referring to the approximate guidance output.



WLAN controller with maximum 8 tools simultaneous control capability



Various control of tools is possible without external equipment



Various technologies for stable wireless communication

Recommended range
 approx **16m** 2.4GHz
 Recommended range
 approx **10m** 5GHz

- **Support for both 2.4GHz and 5GHz frequency**
 To avoid interference, the frequency can be selected according to the usage environment. There is also an auto channel function that automatically selects an empty channel.
- **High efficiency antenna design**
 Stable communication performance is achieved by the highly efficient antenna design (average -5dBi) of the diversity antenna on the controller and the transmission module on the tool. Demonstrates high performance with various tool positions and directions.
- **Safety function in case of communication disconnection**
 Work history data can be backed up in the tool and resent to the controller even when communication is temporarily disconnected, allowing work to continue.
- **High security**
 Communication data is encrypted and protected by TLS.

Maximum 8 tools simultaneous control

Simultaneously control the operations of up to 8 tools and collect work history data.



Setting and viewing from a web browser

Tool/controller settings and work history data viewing can be done from a web browser. No software installation required on your PC.



By using the optional Controller management software, data for up to 10 controllers (up to 80 tools) can be automatically collected and collectively managed.



Model	EYARW1
Communication data	• OK/NOK • Converted torque result • Forward/Reverse • Number of rotation • Fastening time
Rated supply voltage	AC100-240V 50-60Hz
Communication method	WLAN (IEEE802.11a/b/g/n)
Frequency band	(European nations, Turkey, Malaysia, Indonesia, Thailand, India) 2.412-2.472GHz / 5.180-5.240GHz (United States, Canada, China) 2.412-2.462GHz / 5.180-5.240GHz
Channel	(European nations, Turkey, Malaysia, Indonesia, Thailand, India) 2.4GHz band: 1ch - 13ch / 5GHz band: 36,40,44,48ch (United States, Canada, China) 2.4GHz band: 1ch - 11ch / 5GHz band: 36,40,44,48Ch
Recommended range	2.4GHz band: *approx. 16m / 5GHz band: *approx. 10m
No. of connectable devices	Maximum 8 tools
Input/output terminal (I/O)	Input: 8 / Output: 8
Power consumption	approx. 30W
Dimensions (LxHxW)	approx. 239mm × approx. 150mm × approx. 41mm (Height including antenna: approx. 281mm)
Weight	550g (Main body only)
Communication interface	• Ethernet × 2 • USB-A × 1
Communication protocol	-
Data storage	Approx. 200,000 history data
Optional accessory	• Controller stand • AC adapter
Compatible tools	EYADA212WA, EYADA212WB, EYADA218WA, EYADA218WB, EYADA407WA, EYADA407WB

<Optional Accessory>

Controller stand
WEYFRW1F7001



AC adapter (NA)
WEYFRW1K7651 (EU, TUR, THA, IDN)
WEYFRW1K7751 (GBR, MYS)
WEYFRW1K7851 (CHN)
WEYFRW1K7951 (IND)
WEYFRW1K7151



* Communication range varies with operating environment. The presence of metal walls, people, or other objects may result in decreased range.

All 12 products *Selectable according to the application*

Type A B



Type C



Type D



Specification

Type A	EYADA212WA	EYADA218WA	EYADA407WA
Type B	EYADA212WB	EYADA218WB	EYADA407WB
Type C	EYADA212XC	EYADA218XC	EYADA407XC
Type D	EYSDA212XD	EYSDA218XD	EYSDA407XD
Power Supply	Power supply from power adapter (sold separately) AC100-240V 50/60Hz		
Motor	Brushless motor (coreless type, DC30V)		
Chuck	One-touch bit lock system applicable bit (6.35 mm opposite side hexagonal shank, single head 9-13 mm, double head 12-17.5 mm)		
Start Method	Supports both push start / lever start (selectable)		
Torque accuracy	Repeated torque accuracy $\pm 5\%$ (Internal measurement conditions)		
Torque setting range	Approx: 0.3-2.5Nm (*adjustable in 96 steps)	Approx: 0.3-2.0Nm (*adjustable in 96 steps)	Approx: 1.5-4.4Nm (*adjustable in 96 steps)
Recommended work	Small screw: M2.5 to M4.5	Small screw: M2.5 to M4	Small screw: M3.5 to M5
Rotation speed	1200 rpm	1800 rpm	650 rpm
Mass	Approx. 630g		
Size	Total length 271mm, grip diameter $\phi 38$ mm		
Common specifications	· Forward/reverse rotation switching · Brake ON/OFF setting		

Function Chart

	Type A	Type B	Type C	Type D
Notification (Lamp, Buzzer)	✓ (Verification LED, buzzer)			✓ (Verification LED)
Number count	✓ (Count method setting, count return setting, ignore judgment setting, ignore count setting, count-up judgment standby setting, count reset)			—
Judgment of screw fastening	✓ (Upper / lower limit setting of rotation time and number of rotations)		✓ (Upper / lower limit of rotation time)	—
	✓ (Upper/lower limit setting of torque conversion value)	—	—	—
Screw fastening support	✓ (Soft start setting, soft seating setting, prohibition of additional fastening setting)			—
	—		✓ (Rotation automatic stop setting)	—
Sequence control	✓ (Must be set on the receiver side)		✓ (Must be set on the PLC side)	—
Data communication	✓ (Wireless*, optional receiver required) * WLAN (IEEE802.11a/b/g/n)		✓ (Wired, communication cable sold separately is required)	—